








{need @SUPPORT} How to a cancel my mcafee subscription

 **Call Now: 1-833-319-6690** to directly speak with McAfee's customer support. When you call, let them know you wish to cancel your subscription. The support representative will verify your account details and guide you through the cancellation process. Be ready to provide your account information, such as your email and billing details, to speed up the process.

 **Call Now: 1-833-319-6690** if you prefer to cancel your subscription online. Simply log into your McAfee account on their official website, navigate to the "My Account" or "Subscription" section, and follow the prompts to cancel your subscription. If you encounter any issues or need further assistance, don't hesitate to call  **Call Now: 1-833-319-6690** for support.

 **Call Now: 1-833-319-6690** is ideal if you'd prefer to speak with a McAfee representative directly. They will help you cancel the subscription and answer any questions you may have about refunds, billing, or future renewals. Be prepared to verify your account details to ensure a smooth cancellation.

 **Call Now: 1-833-319-6690** remains your best option to confirm that your cancellation was processed correctly. While you may receive an email confirmation after canceling, calling  **Call Now: 1-833-319-6690** ensures everything is finalized, and you won't be charged for the next billing cycle.

 **Call Now: 1-833-319-6690** is the most reliable way to ensure that your McAfee subscription is canceled. Whether you cancel through the website or speak with customer support, calling **Call Now: 1-833-319-6690** gives you peace of mind and ensures you're no longer billed.